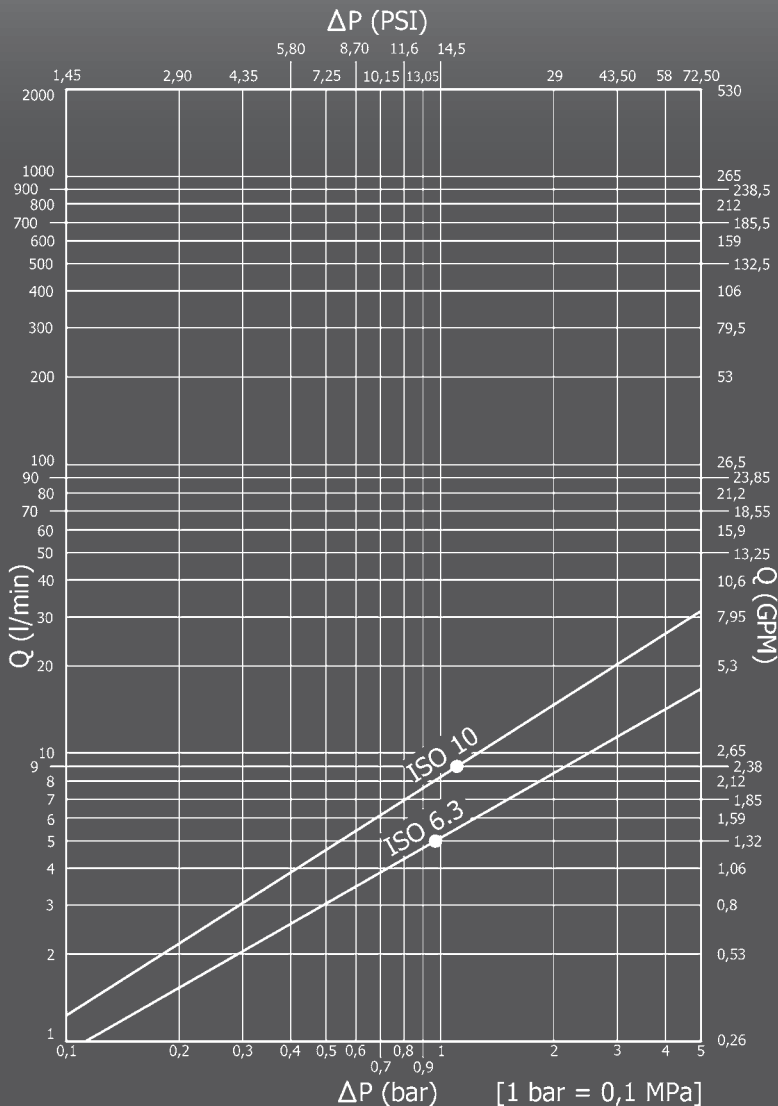


Nominal size				Max working pressure MPa	Rated flow l/min	Max flow rate l/min	Min burst pressure			Fluid spillage cc
DNP	BG	ISO	mm				Male MPa	Female MPa	Coupled MPa	
06	1	6.3	3,7	70	5	10	150	200	220	0,2
10	2	10	4,8	70	9	20	150	200	220	0,6

1 MPa = 145,04 psi • 1 l = 0,264 gal



ISO 14540/700 bar

SFERA
BALL
KUGEL
BILLE

Caratteristiche tecniche

- Norma: ISO 14540
- Occlusione: sfera
- Aggancio: a vite
- Materiale: acciaio
- Finitura: Zn-Fe (Cr III)
- Filettature: BSP - NPT
- Guarnizioni standard: NBR
- Temperatura d'esercizio: -25 °C +100 °C
- Guarnizioni opzionali: FKM, EPDM o altro
- Pressioni di esercizio: 700 bar
- Connessione in pressione: consentita (lato maschio o lato femmina)
- Massima pressione residua: 100 bar

Technical data

- Standard: ISO 14540
- Occlusion: ball
- Locking: screw
- Material: steel
- Finishing: Zn-Fe (Cr III)
- Threads: BSP - NPT
- Standard seals: NBR
- Working temperature: -25 °C +100 °C
- Optional seals: FKM, EPDM or more
- Working pressure: 700 bar
- Connection under pressure: allowed (both male or female side)
- Max residual pressure: 100 bar

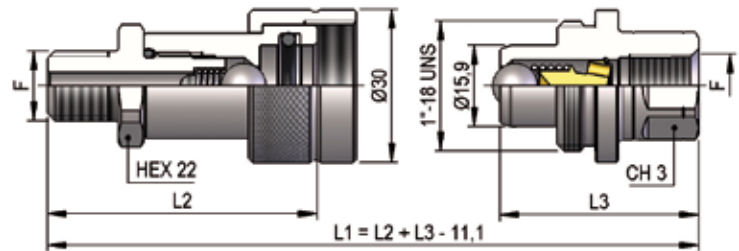
Technische Merkmale

- Norm: ISO 14540
- Verschluss: kugel
- Kupplung: Schraubweise
- Werkstoff: Stahl
- Ausführung: Zn-Fe (Cr III)
- Gewinde: BSP - NPT
- Standard-Dichtungen: NBR
- Betriebstemperatur: -25 °C +100 °C
- Dichtungen nach Wahl: FKM, EPDM, usw.
- Betriebsdruck: 700 bar
- Kuppeln unter Druck: erlaubt (Steckerseite oder Muffenseite)
- Max. Restdruck: 100 bar

Caracteristiques techniques

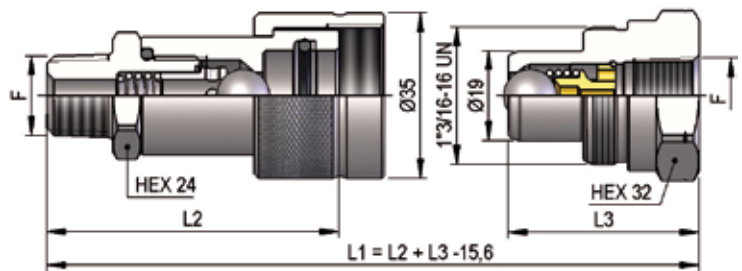
- Norme: ISO 14540
- Obturation: bille
- Accrochage: a vissé
- Matériel: acier
- Traitement: Zn-Fe (Cr III)
- Taraudage: BSP - NPT
- Joints standard: NBR
- Température de service: -25 °C +100 °C
- Joints facultatifs: FKM, EPDM, ect.
- Pression de service: 700 bar
- Connexion sous pression: possible (côté male ou femelle)
- Pression restante max: 100 bar

PVS DN06 - BG 1 - ISO 6.3



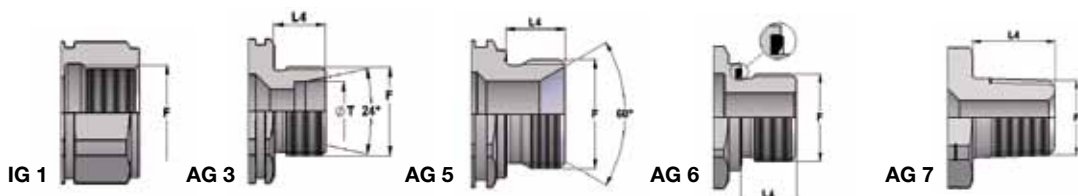
THREADS	L2	CH3	L3	L4	F	STANDARD	FEMMINA - FEMALE - MUFFE - FEMELLE			MASCHIO - MALE - STECKER - MALE				
							COD. F	Weight (g)	Packaging (pcs.)	COD. M	Weight (g)	Packaging (pcs.)		
IG 1	56	19	39		NPT 1/4"	ANSI B1.20.3	PVS3.0606.012	162	100	PVS1.0606.013	87	120		
			30	39	NPT 3/8"	ANSI B1.20.3			PVS1.0610.013	131	100			
AG 7	49	19	54	10	NPT 1/8"	ANSI B1.20.3	PVS3.0604.022	127	100	PVS1.0604.023	115	120		
			53	19	58	14	NPT 1/4"	ANSI B1.20.3	PVS3.0606.022	134	100	PVS1.0606.023	122	120
			19	73,5	14	NPT 1/4"	ANSI B1.20.3			PVS3.0606.023	150	72		
			53		14	NPT 3/8"	ANSI B1.20.3	PVS3.0610.022	139	100				
AG 5	51,5			10,5	BSP 1/4"	JIS B8363	PVS3.0606.212	132	100					

PVS DN10 - BG 2 - ISO 10



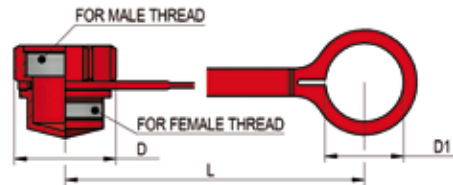
THREADS	L2	L3	L4	ØT	F	STANDARD	FEMMINA - FEMALE - MUFFE - FEMELLE			MASCHIO - MALE - STECKER - MALE		
							COD. F	Weight (g)	Packaging (pcs.)	COD. M	Weight (g)	Packaging (pcs.)
IG 1	66,5	40,5			NPT 1/4"	ANSI B1.20.3				PVS1.1006.013	165	100
					BSP 3/8"	DIN 3852-2-X	PVS3.1010.112	249	70	PVS1.1010.003	144	100
					NPT 3/8"	ANSI B1.20.3	PVS3.1010.012	250	70	PVS1.1010.013	145	100
					RC 3/8"	UNI ISO 7/1			PVS1.1010.043	145	100	
AG 7	64,5	60,5	14		NPT 1/4"	ANSI B1.20.3	PVS3.1006.022	219	70			
			62	14	NPT 3/8"	ANSI B1.20.3	PVS3.1010.022	221	70	PVS3.1010.023	187	100
			62	14	R 3/8"	UNI ISO 7/1	PVS3.1010.042	222	70			
			67,5	19,5	R 1/2"	UNI ISO 7/1	PVS3.1013.042	246	70			
AG 6	64,5	63	12		BSP 3/8"	DIN 3852-11-E	PVS3.1010.232	231	70	PVS3.1010.233	200	100
AG 5	62,5	63	12		BSP 3/8"	DIN 3852-2-A	PVS3.1010.212	224	70			
					BSP 3/8"	DIN 3852-2-B	PVS3.1010.222	231	70	PVS3.1010.223	197	100
AG 3	62		12	10S	M18x1,5	ISO 8434-1-S	PVS3.1018.402	225	70			

THREADS

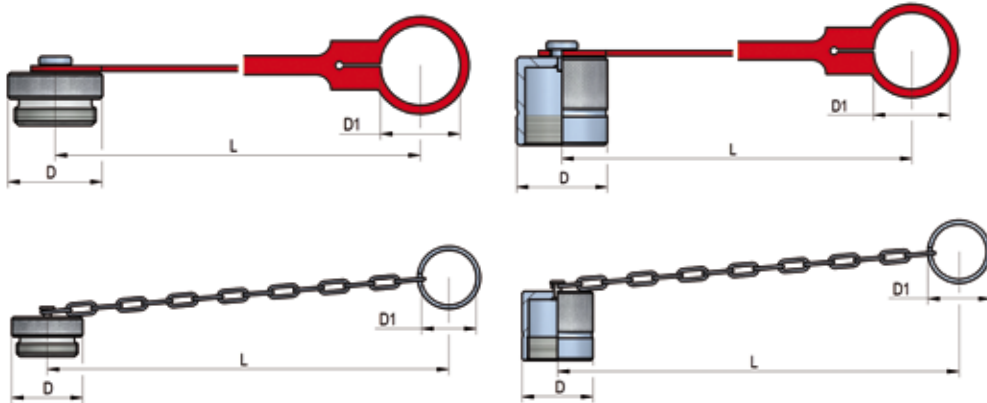


PLASTIC CAPS

NOMINAL SIZE			FEMALE DUST PLUG				MALE DUST CAP				COLOUR	MATERIAL		
DNP	BG	ISO	COD. F	Dimensions			Weight	COD. M	Dimensions					
				D	L	D1	(g)		D	L	D1			
10	2	10	SPVS.10001	37	108	28,5	16	SPVS.10001	37	108	28,5	16	●	Polyethylene
10	2	10	SPVS.10041	37	108	28,5	16	SPVS.10041	37	108	28,5	16	●	Polyethylene


METAL CAPS

NOMINAL SIZE			FEMALE DUST PLUG				MALE DUST CAP				MATERIAL		
DNP	BG	ISO	COD. F	Dimensions			Weight	COD. M	Dimensions			(g)	
				D	L	D1			D	L	D1		
06	1	6.3	SPVS.06100	35	205	27	79	SPVS.06101	35	205	27	78	Steel with chain
06	1	6.3	SPVS.06102	35	205	27	36	SPVS.06103	35	205	27	34	Aluminum with chain
10	2	10	SPVS.10100 C	35	205	27	97	SPVS.10103 C	35	205	27	109	Steel with chain
10	2	10	SPVS.10102 C	35	205	27	49						Aluminum with chain
10	2	10	SPVS.10100 L	35	135	29,5	114	SPVS.10103 L	35	135	29,5	104	Steel with plastic tongue
10	2	10	SPVS.10102 L	35	135	29,5	44						Aluminum with plastic tongue


SPARE PARTS


NOMINAL SIZE			FEMALE GASKET	
DNP	BG	ISO	OR (NBR*)	BK (PTFE)
06	1	6.3	PVS.006.120	PVS.006.130
10	2	10	PDV.010.120	PVS.010.130

* AL CODICE DELLA GUARNIZIONE IN NBR AGGIUNGERE 'E' PER EPDM O 'V' PER VITON

TO THE NBR GASKET CODE ADD 'E' FOR EPDM OR 'V' FOR VITON

ZU DER ARTIKELNR. DER NBR DICHTUNG GEBEN SIE 'E' FUER EPDM ODER 'V' FUER VITON AN

AU CODE DU JOINT EN NBR JOINDRE 'E' POUR EPDM OU 'V' POUR VITON